

Artisan Materials
EXPO
2018

SEPTEMBER 28 - 30
BUFFALO THUNDER RESORT
SANTA FE, NEW MEXICO

EAI is happy to announce this year's Artisan EXPO, an exciting venue of workshops and demonstrations. The EXPO runs from September 28-30 at Buffalo Thunder Resort, Santa Fe, New Mexico. Artisan Materials EXPO is an event for every level of artist, featuring a fabulous selection of world-class art materials at discount prices, as well as demonstrations and opportunities to take classes. A wide selection of media is represented, including a solid participation of encaustic/wax presenters.

Here is the link to everything you need to know:

EXPOARTISAN.com

Don't hesitate, workshops and demonstrations fill up fast.
Click on the link above to ensure your spot.



Workshops will be held beginning on **Sept 27** and will run throughout the event. Here is a list of Encaustic Art Institute members who will be presenting this year at the EXPO:

**SHARY BARTLETT
MICHELLE BELTO
FRANCISCO BENITEZ
JORGE LUIS BERNAL
MICHAEL BILLIE
JANE CORNISH SMITH
JIM GAUTIER
CATHERINE TRAPANI
ANGEL WYNN**

Stay tuned for further details on the EAI & IEA member's collaborative retreat called *FLUX: An Encaustic Retreat* which will be held during this EXPO. The retreat will have talks, demonstrations, panel discussions, opportunities to meet other members and the IEA La Vendéené Awards banquet. And, more details will follow soon on the FLUX EAI/IEA Juried Member Exhibition, juried by Francisco Benitez, which will be held at the Museum of Encaustic Art.

On the pages to follow are descriptions of EAI Members offering of workshops at EXPO 2018.

REGISTRATION IS OPEN NOW!
For more detailed information and registration go to :
<https://www.expoartisan.com>



SHARY BARTLETT

Shary Bartlett is an artist and teacher living in Vancouver, Canada. She teaches encaustic workshops internationally and her innovative wax sculptures and techniques are published in *Encaustic in the 21st Century* (Schiffer Publishing 2016), *Encaustic Revelation: Cutting Edge Techniques from the Masters of Encaustic* by Patricia Baldwin-Seggebruch (North Light Books, 2014) and in several e-zines.



Encaustic: Hand-Altering and Coloring Photographs

Shary Bartlett | Class#: SAT-M-BARTLE

Saturday, September 29 | 9am-12pm | Room #18

ENCAUSTIC HANDS-ON \$150. + tax

Learn to hand alter your Inkjet, LaserJet and professionally printed photos so they possess the qualities of both photograph and fine art. Sand, mark and distress your prints, then bathe them in a dreamy translucent layer of encaustic medium. Enhance your painting with various surface treatments: texture, colored wax paints, oil pigments, pastels and metallics. All supplies (including photos) are provided, however, students are welcome to bring their own 5" x 7" photographs to alter, if desired. Suitable for new or experienced artists and photographers. **MATERIALS INCLUDED**



Encaustic Photographs: Enhancing Surface with Cold Wax and Hot Wax Tools

Shary Bartlett | Class#: SAT-A-BARTLE

Saturday, September 29 | 1pm-4pm | Room #18

ENCAUSTIC / WAX HANDS-ON \$150. + tax

Is it a photograph or a painting? Discover the evocative beauty of photographs secreted beneath translucent encaustic wax. Explore techniques to enhance the smooth, poured wax surface of your photos. Achieve the painterly effects of oil or watercolor using solvent-free, water-soluble cold wax. Try hot tools and colored wax paints to incise, glaze, script, brush, and draw textured surface detail onto your painting. Bring two or three 8x10" photos (black/white, color) printed on white watercolor paper. All other supplies are provided. Suitable for new or experienced artists/photographers. **MATERIALS INCLUDED**



MICHELLE BELTO

Michelle Belto is a full-time studio artist and international instructor. She authored a book about her signature process, encaustic and oil on custom handmade paper forms, *Wax and Paper Workshop* (North Light Press, 2012) and two instructional videos demonstrating encaustic painting process. (North Light Press, 2013) She has exhibited widely, most recently in Sydney, Australia, and her work is included in numerous private and corporate collections. She currently lives in the Texas hill country with her husband and a menagerie of furry creatures.



Layers: Capturing the Santa Fe Landscape in Wax

Michelle Belto | Class#: FRI-M-BELTO

Friday, September 28 | 9am-12pm | Room #19

ENCAUSTIC / WAX HANDS-ON \$150. + tax

The versatility of encaustic invites the use of mixed media materials and methods, while the natural luminosity and transparency of the paint allows for complex multi-layered work that speaks of time and memory. Going beyond simple collage in wax, this workshop is designed to assist students in creating intricate and personally significant paintings, where mixed media choices as material and application become intuitive. This workshop explores the myriad methods that can be used to create complexity and add interest while designing with mystery and drama. No prior experience is needed, although participants who have had some encaustic painting experience would also profit from this material.

MATERIALS INCLUDED



Non-Traditional Supports for Encaustic Painting

Michelle Belto | Class#: FRI-A-BELTO

Friday, September 28 | 1pm-4pm | Room #19

ENCAUSTIC HANDS-ON \$150. + tax

The workshop begins with a demonstration of a variety of non-traditional supports for encaustic painting, including paper, plaster, cardboard/buckram, EPS foam, wire mesh/plaster gauze, and foam board. An extensive handout will provide with information about modifying wax medium for different applications and selecting wax compatible skins for good adhesion. Students will be able to select one small pre-made form for experimenting with encaustic paints following the demonstration. **MATERIALS INCLUDED**



FRANCISCO BENITEZ

Francisco Benitez is an artist born and raised in New Mexico, but who has developed a career both in the US and Europe. Although he worked for many years painting in historical techniques in oil, he discovered the Fayum portraits, and has enthusiastically embraced encaustic as his main medium in recent years. As he is a specialist of ancient Greek techniques of the medium, he has given workshops nationally and internationally, at Artisan, R&F Paints and the National Encaustic Conference in Beverly, Massachusetts, and Sicily. Francisco is currently represented by NuArt Gallery Santa Fe, New Mexico.



Homage to Fayum: Painting Figuratively in Encaustic, Part 1 of 2

Francisco Benitez | Class#: FRI-AD-BENITE

Friday, September 28 | 9am-4pm | Room #17

ENCAUSTIC HANDS-ON \$460. + tax

Francisco Benitez, a New Mexico-based artist, mastered art historical figurative techniques in oil before switching over to encaustic. Long fascinated by the funerary portrait paintings from Fayum, and the mystery of the great lost school of Greek painters, he embarked on a quest to master the techniques of the Ancients using both modern and ancient tools. In this workshop, the students will learn how to prepare the proplasmos, or Greek version of verdaccio underpainting, to then subsequently develop their paintings with R&F's heated tools, certain cauteria (spatulas), heat guns, and brushes, while at the same time gaining insight into flesh tone chromatics through the use of the tetrachromy, or four-color palette of the Greek and Fayum painters. There will also be an introduction to Natural Pigments' cold wax Ceracolor line. This workshop will give students the basics of encaustic figurative painting, which can be later developed and expanded according to their specific sensibilities. **MATERIALS INCLUDED**

(Part 2 of 2: this class starts on Friday)



Homage to Fayum: Painting Figuratively in Encaustic, Part 2 of 2

Francisco Benitez | Class#: FRI-AD-BENITE

Friday, September 28 | 9am-4pm | Room #17

ENCAUSTIC HANDS-ON \$460. + tax



JORGE LUIS BERNAL

Jorge Luis Bernal was certified as an art teacher in 1990 and has studied Encaustics with artists such as Kim Bernard, Ellen Koment, Paula Roland, Lisa Pressman, Linda Benton McCloskey, Katie Dell Kaufman, Jonathon Talbot and Gregory Wright. He has taught encaustic monotype workshops in Rockville MD, Washington DC, Santa Fe, New Mexico at Artisans Expo in 2016 and on a regular basis at the Encaustic Art Institute in Santa Fe, NM.



Introductory Encaustic Monotype Workshop

Jorge Luis Bernal | Class#: FRI-M-BERNAL

Friday, September 28 | 9am-12pm | Room #15

ENCAUSTIC HANDS-ON \$150. + tax

This Introductory class will provide an overview of encaustic monotype techniques for artists at all skill levels. We will cover the equipment, tools, paper types, texture, quality and absorbency; managing the plate temperature, drawing with encaustic color sticks and pencils. Also covered: the additive and subtractive process, masking, the monotype finishes and health and safety. **MATERIALS INCLUDED**



Encaustic Monotype: Line & Color

Jorge Luis Bernal | Class#: FRI-A-BERNAL

Friday, September 28 | 1pm-4pm | Room #15

ENCAUSTIC HANDS-ON \$150. + tax

Line is the foundation of all drawing. It is the first and most versatile of the visual elements of art. Line in an artwork can be used in many different ways. It can be used to suggest shape, pattern, form, structure, growth, depth, distance, rhythm, movement and a range of emotions. This class is full of informative and fun exercises designed to help you create outside of your habitual ways of working. To begin, we explore the line, contour line, negative space and expression through a series of directed exercises using carbon, graphite, and encaustic sticks. Then we will look and discuss the power of color to convey and communicate meanings and messages without words. Observing the effects colors have on each other is the starting point for understanding the relativity of color. **MATERIALS INCLUDED**

JORGE LUIS BERNAL



Introductory Encaustic Monotype Workshop

Jorge Luis Bernal | Class#: SAT-M-BERNAL

Saturday, September 29 | 9am-12pm | Room #15

ENCAUSTIC HANDS-ON \$150. + tax

This Introductory class will provide an overview of encaustic monotype techniques for artists at all skill levels. We will cover the equipment, tools, paper types, texture, quality and absorbency; managing the plate temperature, drawing with encaustic color sticks and pencils. Also covered: the additive and subtractive process, masking, the monotype finishes and health and safety. **MATERIALS INCLUDED**



Encaustic Monotype: India Ink, Graphite, Charcoal & Carbon

Jorge Luis Bernal | Class#: SAT-A-BERNAL

Saturday, September 29 | 1pm-4pm | Room #15


ENCAUSTIC HANDS-ON \$150. + tax

This monotype workshop offers artists the opportunity to explore and discover new shapes and ideas while doing several directed exercises using India ink, graphite and carbon. This mark making expressions (gestural marks) help and direct the artist to focus on deeper and thought-provoking aspects of process-oriented abstraction using patterns and emotions as a source of inspiration. Skills Needed: Open to artists at all levels, but basic monotype printing and painting knowledge needed. **MATERIALS INCLUDED**



MICHAEL BILLIE

I'm a Navajo encaustic and mixed media artist living and teaching in Farmington, NM. I have been working in encaustic for a decade. I've taught workshops around the Four Corners area including the Durango Arts Center and EAI. I also teach encaustic to students and adults in and around New Mexico and Colorado area, helping to expand creativity and awareness about the encaustic medium. I have won several awards in juried shows. The most recent award was from the International Encaustic Association. The IEA 2016 La Vendeenne Award was presented to me for excellence in Innovation.



Eco-Printing and Incorporation Into Encaustic

Michael Billie | Class#: FRI-AD-BILLIE

Friday, September 28 | 9am-4pm | Room #20


ENCAUSTIC HANDS-ON \$250. + tax

For the morning part of the workshop the students are going to do eco-printing which is also called eco-bundling, using a variety of plant and rusty bits. Eco-printing, whether on fabric or paper, is the transfer of pigments from natural plant materials onto absorbent materials. Students will be wrapping their own silk bundle and getting their own unique mark-making outcomes.

After lunch the students are going to experiment with incorporating their eco-printed silk experiments into encaustic. Whether they are new to encaustic or familiar with it, they are free to experiment and incorporate however they want using eco-printing as a part of their encaustic art making process.

All material will be supplied. There is an hour lunch to get setup for the second-half of the workshop day to work with encaustic using the eco-prints the students made in the morning. **MATERIALS INCLUDED**

Michael is also teaching this exact class on Saturday, September 29th.



Eco-Printing and Incorporation Into Encaustic

Michael Billie | Class#: SAT-AD-BILLIE

Saturday, September 29 | 9am-4pm | Room #20

ENCAUSTIC HANDS-ON \$250. + tax

MATERIALS INCLUDED



JANE CORNISH SMITH

Originally from Canada, Texas-based artist Jane Cornish Smith's nomadic childhood, along with her artist mother, fostered an appreciation for creative expression from a young age. Jane produces paintings and sculpture with diverse materials and subject matter, but has concentrated in recent years on cold wax and encaustic mediums. She has attended artist residencies at the International School of Painting, Drawing, and Sculpture in Umbria, Italy; Vermont Studio Center; and Virginia Center for the Creative Arts, and earned BFA, MLA, and MFA degrees. An award-winning artist, her work hangs at the University of Texas at Tyler, Museum of Encaustic Art in Santa Fe, Tenby Museum and Art Gallery in Wales, the Cancer Support Community of North Texas, and others. She enjoys teaching, and making art from her glass-lined studio in rural Lone Oak, Texas.



Cold Wax Landscape Impressions

Jane Cornish Smith | Class#: FRI-AD-CORNIS

Friday, September 28 | 9am-4pm | Room #22

ENCAUSTIC / WAX HANDS-ON \$230. + tax

Explore the endless possibilities of landscape painting with cold wax! Leave the heat behind as artist Jane Cornish Smith takes participants through a thought-provoking journey using cold wax, oil, pastel, mineral spirits, mark-making tools, brushes, scrapers and imagination. Composition, contrast, color and depth will be addressed. Create beautiful abstracted scenes of nature with this versatile and luscious medium!

Participants are encouraged to bring an 8.5 x 11" photocopy of their favorite scene for reference.

MATERIALS INCLUDED



About Face: Portraiture in Cold Wax

Jane Cornish Smith | Class#: SAT-AD-CORNIS

Saturday, September 29 | 9am-4pm | Room #22

ENCAUSTIC / WAX HANDS-ON \$230. + tax

Discover the versatility and depth of cold wax! Mine the possibilities of wax, oil, mineral spirits, pastels, mark-making tools, brushes, scrapers, and NO heat to reveal layers of luminous color. Artist Jane Cornish Smith will demonstrate and guide participants through portraiture creations extraordinaire. The exploration of composition, shape, and value will yield emotive faces fit for a frame. Materials included, participants encouraged to bring an 8.5 x 11" photocopy of their favorite headshot for reference.

MATERIALS INCLUDED



JIM GAUTIER

Photo encaustics has been the last of a natural progression of art for Jim. Having been a black and white fine art photographer for almost 50 years, he decided to incorporate other forms of art using his photographs as the foundation. While trying many other types of medium he discovered Pan Pastel. After several years of hand coloring, and taking a workshop in encaustics, he added that process to his art. The depth and feeling of encaustic brought Jim what he wanted. He soon found that when you learn the basics of encaustic there is no limit to the creativity one can achieve.



Photo Encaustic: Take Your Photography to Another Artistic Level

Jim Gautier | Class#: THU-AD-GAUTIE

Thursday, September 27 | 9am-4pm | Room #16


ENCAUSTIC HANDS-ON \$230. + tax

Whether you are a fine art photographer or an amateur with an iPhone, this course will get you started on a journey of taking your photographs to another dimension. We begin with the hand coloring of a black and white photograph using Pan Pastel and /or Prismacolor oil pencils, learning different ways of mounting the photograph, applying the heated clear encaustic (wax), creating different surface techniques, adding texture to the wax, using oil sticks and matting and framing, to create a finished work of art. You will find out how easy and simple the process is once you learn the basics. You will learn how to get started by setting up a table top studio and purchasing all necessary equipment and supplies for under \$100. Students should bring a couple of 5" x 7" matte surface black and white photographs for hand coloring. You can also bring several drugstore color photos, 4" x 6" and 5" x 7" to experiment with. If you do not have them available, other photos will be furnished for your use, as well as all supplies. The one thing you need to bring is your spirit of adventure. **MATERIALS INCLUDED**



CATHERINE TRAPANI

Catherine Trapani has taught encaustic + printmaking in Seattle, NJ and Santa Fe for more than 20 years. She currently teaches with Encaustic Art Institute of NM. Catherine's classrooms are a supportive environment in which students receive clear, concise information.



Getting Started with Cold Wax

Catherine Trapani | Class#: FRI-M-TRAPAN

Friday, September 28 | 9am-12pm | Room #16

ENCAUSTIC / WAX HANDS-ON \$150. + tax

Learn the basics and a little more. . . Students will learn to add pigment, prime, work on panel & paper, modify cold wax, control transparency, alter paper, create depth, scrape & polish. Open to all levels.

MATERIALS INCLUDED

Catherine is also teaching this exact class on Saturday, September 29th.



Getting Started with Cold Wax

Catherine Trapani | Class#: SAT-M-TRAPAN

Saturday, September 29 | 9am-12pm | Room #16

ENCAUSTIC / WAX HANDS-ON \$150. + tax

MATERIALS INCLUDED

CATHERINE TRAPANI



Alternate Image Making: Pushing To The Edge

Catherine Trapani | Class#: FRI-A-TRAPAN

Friday, September 28 | 1pm-4pm | Room #16

ENCAUSTIC / WAX HANDS-ON \$150. + tax

Dive in, go deeper! Working with cold wax, image transfer, adding new media and techniques, working to push our artwork to the edge! We will learn how to alter + transfer imagery onto panel, creating lush surfaces, luminosity and depth with cold wax and other media. Unleash your creativity as we literally layer new methods of image making as a starting point to create fresh and exciting work!

MATERIALS INCLUDED



Cold Wax + Mixed Media

Catherine Trapani | Class#: SAT-A-TRAPAN

Saturday, September 29 | 1pm-4pm | Room #16

ENCAUSTIC / WAX HANDS-ON \$150. + tax

Bring an element of rebellion to your artwork with cold wax and mixed media techniques that bring exciting results! Learn alternative techniques for working with cold wax. Experience the thrill of seeing how alternative media and techniques including cold wax, image transfer, printmaking, collage and altered paper will elevate your artwork. Students will learn advanced techniques for working with cold wax medium. We will experiment with image transfer, printing, graphite, pastel, charcoal and oil stick. Experimentation and support for breaking away from habitual ways of working encouraged.

MATERIALS INCLUDED



ANGEL WYNN

Angel Wynn started out as an artist on Vancouver Island in Canada before moving to USA to have successful careers in filmmaking and photography. Motivated by new dreams and goals, Wynn chose Santa Fe New Mexico as home for the past 8 years. Wynn shows, sells and operates her studio in an artist owned gallery that's located downtown Santa Fe just 1/2 block from the historic plaza. As an artist New Mexico's cultures, landscapes and art scene are inspirational to Wynn's creativity. Utilizing the ancient process of encaustic wax with colorful pigments painted over her original and historic photographs, Wynn creates one of a kind artwork and has won numerous awards. Her collectors admire the textures, gauze-like luminosity and subject matters used. Many of Wynn's pieces hang in locations around the globe.



Using Encaustics with Mixed Media Over Photographs

Angel Wynn | Class#: THU-AD-WYNN

Thursday, September 27 | 9am-4pm | Room #15

ENCAUSTIC MIXED MEDIA HANDS-ON \$230. + tax

Enjoy using the ancient encaustic wax painting process to enhance your photographs with an assortment of mixed media. This intense full-day workshop will provide you with a variety of techniques used to apply layers of wax to photographs that will turn them into creative works of art. Wynn demonstrates using a hot palette to paint with colorful wax, adding pigments to wax, using oil pigments to colorize, black and white image transfers and creating with mixed media collage. Wynn also shares valuable information on a variety of papers to use along with silk, organza and other textiles. Wynn demonstrates a variety of mounting methods, tools to add texture and how to economically set up an encaustic studio. Participants will have hands-on instruction to create 2-3 pieces of art from images. This workshop is designed for all levels of experience. This class will include several more techniques than Angel's half-day class, "Introduction To Photo-Encaustics". **MATERIALS INCLUDED**



Introduction to Photo-Encaustics

Angel Wynn | Class#: FRI-M-WYNN

Friday, September 28 | 9am-12pm | Room #21

ENCAUSTIC HANDS-ON \$150. + tax

Whether you use a smart phone, point-and-shoot or professional camera to take photos, this half-day workshop is for you! Enjoy learning the ancient encaustic wax process to enhance your photographs. This fun-filled workshop will provide you with a variety of techniques to apply layers of wax to your images and turn them into creative works of art. Wynn will demonstrate proper glue methods, tools, textures, adding color to wax and more. Wynn also shares valuable information on what are the best image papers to use and how to economically set up an encaustic studio to get started. Participants will have hands-on instruction to create art from photographs. This workshop is designed for all levels of experience. **MATERIALS INCLUDED**

REGISTRATION IS *OPEN NOW!*

For more detailed information and registration go to :

<https://www.expoartisan.com>

EXPO 2018 Sponsored by

